



# Quick Change Ratchet Crimper Tool Kit

- Designed as a "Quick Interchangeable Die Ratchet Crimper"
- Lower crimp force ratchet with a built-in safety release mechanism.



## The Kit 31-KT-515 Contains:



### Ratchet Crimping Tool Frame 31-HT-515FM

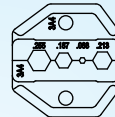
#### Cable cutter 31-HT-206

- For wire O.D. up to 0.41"



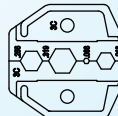
#### Cable Stripper 31-HT-332

- For RG58, 59, 62, 6  
TCC Cable Groups A, F, G



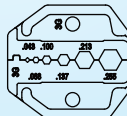
#### Crimp Die 31-HT-3A4 (Initially Installed)

- .255"/.187"/.068"/.213"  
6.48/4.75/1.73/5.41mm
- For RG58, 59, 62, 174  
TCC Cable Groups F, G, L, L2



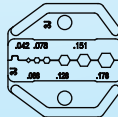
#### Crimp Die 31-HT-3C

- .256"/.319"/.068"/.213"  
6.50/8.10/1.73/5.41mm
- For RG58, 59, 62, 6  
TCC Cable Group A, B, F, G



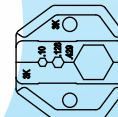
#### Crimp Die 31-HT-3G

- .043"/.068"/.100"/.137"/.213"/.255"  
1.09/1.73/2.54/3.48/5.41/6.48mm
- For RG58, 59, 62, 174, Fiber Optic  
TCC Cable Group F, G, L, L2, K




#### Crimp Die 31-HT-3J

- .042"/.068"/.078"/.128"/.151"/.178"  
1.07/1.73/1.98/3.25/3.84/4.52mm
- For RG174, 179, Belden 8218, Fiber Optic  
TCC Cable Group L, N



#### Crimp Die 31-HT-3K

- .100"/.128"/.429"  
2.54/3.25/10.90mm
- For RG8, 11, 174, 179, 213, LMR400  
TCC Cable Group B, D, L, N, T




- Easy "Push-To-Release" to quickly change dies.
- No extra tool needed.



**We make it easy to check prices and availability!**

Call us at **714.523.8885**, Skype us at **TCCinc3**, or click our live support link at **www.tccinc.com**

TCC Industries Inc 7050 Village Dr unit E Buena Park CA 90621 | 714.523.8885 | www.tccinc.com



## Available Dies

### For RF COAX Cables

Die Outline	Type no HT-	Die P/ N	Specifications	Crimping cable size
	5153A	3A	.256"/.068"/.213" 6.50/1.73/5.41mm	RG58, 59, 62
	5153A4	3A4	.255"/.187"/.068"/.213" 6.48/4.75/1.73/5.41mm	RG58, 59, 62, 174
	5153C	3C	.256"/.319"/.068"/.213" 6.50/8.10/1.73/5.41mm	RG58, 59, 62, 6
	5153G	3G	.043"/.068"/.100"/.137"/.213"/.255" 1.09/1.73/2.54/3.48/5.41/6.48mm	RG58, 59, 62, 174 Fiber Optic
	5153I	3I	.254"/.211"/.093"/.067"/.315" 6.46/5.36/2.36/1.70/8.0mm	RG58, 59, 6, 174
	5153J	3J	.042"/.078"/.151" 1.07/1.73/1.98/3.25/3.84/4.52mm	RG174, 179, Belden 8218 Fiber Optic
	5153K	3K	.100"/.128"/.429" 2.54/3.25/10.90mm	RG8, 11, 174, 179,, 213 LMR400
	5153K4	3K4	.100"/.128"/.190"/.213" 2.54/3.25/4.83/5.41mm	RG58, 174, Fiber Optic
	5153P1	3P1	.255"/.213"/.098"/.068"/.321" 6.48/5.41/2.49/ 1.73/8.15mm	RG58, 59, 62, 6

### For Wire Terminals

Die Outline	Type no HT-	Die P/ N	Specifications	Crimping cable size
	5152C	2C	AWG 20-18/16-14/12-10 DIN 0.5-1/1.5-2.5/4-6mm <sup>2</sup>	Non-insulated terminal or open barrel terminal
	5152E	2E	AWG 22/20/18/16/14/12 DIN 0.5/0.75/1.0/1.5/2.5/4mm <sup>2</sup>	Pin terminal insulated or non-insulated ferrules
	5152E1	2E1	AWG 10/8/6 DIN 6/10/16 mm <sup>2</sup>	Pin terminal insulated or non-insulated ferrules
	5152E2	2E2	AWG 22/20/18/16/14/12/10/8/6 DIN 0.5/0.75/1.0/1.5/2.5/4/6/10/16 mm <sup>2</sup>	Pin terminal insulated or non-insulated ferrules
	5152F	2F	AWG 22-18/16-14 DIN 0.5-1.0/1.5-2.5 mm <sup>2</sup>	Insulated flag terminal
	5152F1	2F1	AWG 22-18/16-14 DIN 0.5-1.0/1.5-2.5 mm <sup>2</sup>	Non insulated flag terminal
	5152H	2H	AWG 22-18/16-14/12-10 DIN 0.5-1.0/1.5-2.5/4-6 mm <sup>2</sup>	Insulated terminal
	5152N	2N	AWG 20-18/16-14/12-10/8 DIN 1.5/2.5/6/10 mm <sup>2</sup> JIS 1.25/2.0/5.5/8 mm <sup>2</sup>	Non-insulated terminal
	5152W	2W	AWG 22-18/16-14/12-10 DIN 0.5-1.0/1.5-2.5/4-6 mm <sup>2</sup>	Insulated terminal
	5155D	5D	AWG 4/2/6 DIN 25/35/16 mm <sup>2</sup>	Pin terminal insulated or non-insulated ferrules

TCC Industries, Inc.  
7050 Village Dr., Unit E  
Buena Park, CA 90621  
714.523.8885  
www.tccinc.com